


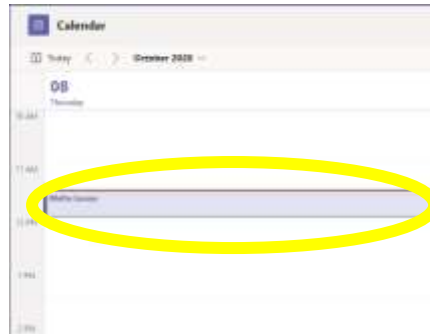
How to access Home Learning Resources

How to access live lessons on Microsoft Teams


1. Search for Microsoft Teams using Google or go to the address <https://teams.microsoft.com>
2. Sign in using your student details (email and password) which will have been provided to by school
3. Select the three dots on the left-hand side and choose 'Calendar'
4. Find **today's date** and live lesson links will be here ready to join at the time of the lesson.



5. Click on the lesson to join



6. Turn **cameras and microphones off** and then click join now



7. During the lesson:
Use the **chat function** to raise a question should you have one.

